



# 2008-2009 GMT Quarterly Report for District (or Undistricted) **District 19 C**



GMT: **BUSTER D HALL**

Location: **WASHINGTON**

GMT CA: **1 & 2**

## CLUBS

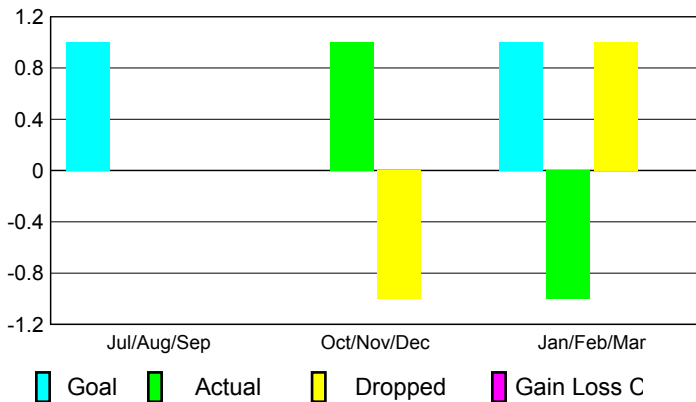
### Club Results 2008-2009

### Clubs 2007-2008

Month	New Club Goal	Actual New Clubs	Actual Dropped Clubs	Gain/Loss of Clubs	Gain/Loss of Clubs
Jul/Aug/Sep	1	0	0	0	0
Oct/Nov/Dec	0	1	-1	0	-1
Jan/Feb/Mar	1	-1	1	0	2
<b>Totals</b>	<b>2</b>	<b>0</b>	<b>0</b>	<b>0</b>	<b>1</b>

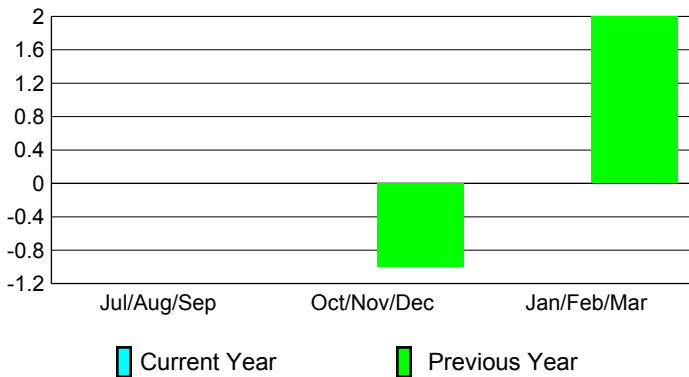
### Club Results 2008-2009

Goal, New, Dropped, Gain/Loss



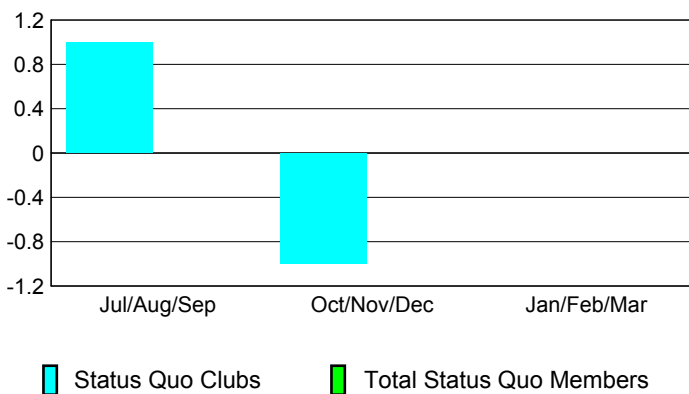
### Comparison of Club Gain/Loss

Current Year Compared to the Previous Year



### YTD Status Quo Clubs 2008-2009

Status Quo Clubs Compared to Status Quo Members



## MEMBERSHIP

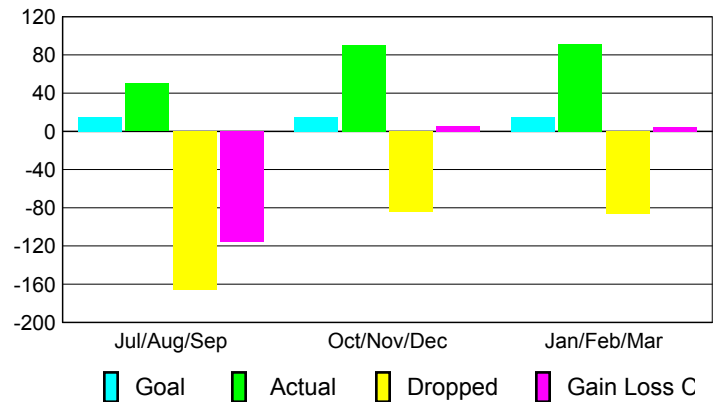
### Membership Results 2008-2009

### Membership 2007-2008

Month	Net Memb Goal	Actual New Memb	Actual Dropped Memb	Gain/Loss of Memb	Gain/Loss of Memb
Jul/Aug/Sep	15	50	-166	-116	-20
Oct/Nov/Dec	15	90	-84	6	53
Jan/Feb/Mar	15	91	-86	5	37
<b>Totals</b>	<b>45</b>	<b>231</b>	<b>-336</b>	<b>-105</b>	<b>70</b>

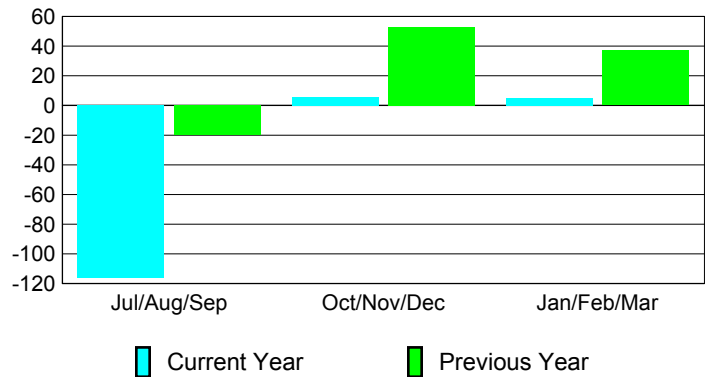
### Membership Results 2008-2009

Goal, New, Dropped, Gain/Loss



### Comparison of Membership Gain/Loss

Current Year Compared to the Previous Year



### Gender Comparison 2008-2009

